

NVIVO: COMPARISON CHART

Esplorate le categorie di seguito per scoprire quale versione di NVivo fa per voi (NVivo 11 per Windows Starter; NVivo 11 per Windows PRO; NVivo 11 per Windows PLUS; NVivo per Mac)

Le nuove caratteristiche e funzionalità sono segnalate in blu.

Data Sources	2
Data Interoperability	3
Data Management	5
Data Analysis	6
Data Exploration.....	9
Data Visualization.....	10
Teamwork Support.....	14
User Assistance	14

FEATURES	NVivo 11 per Windows STARTER	NVivo 11 per Windows PRO	NVivo 11 per Windows PLUS	NVivo per MAC
1. Data Sources				
Text Documents Collect and import text documents in TXT, RTF, DOC, DOCX and PDF formats; Supports Editable Text.	✓	✓	✓	✓
Images Collect and import images such as photos and scanned documents in BMP, GIF, JPG, TIF and PNG formats; Use the picture log to make notes and comments.		✓	✓	✓
Audio & Video Collect and import audio and video recordings in MP3, WMA, WAV, M4A, MPG, MPE, WMV, AVI, MOV, QT, MP4, 3GP, MTS and M2TS formats; work with editable synchronized transcripts and view waveform visualizations.		✓	✓	MP3, WAV, M4A, MP4, AVI, MOV; Editable Synchronized Transcripts; Waveform Visualization
Datasets Collect data in spreadsheets, surveys or databases and import in TXT, XLS, XLSX and ODBC formats; Display data in Form or Table Views.		✓	✓	XLS, XLSX; Display as Table View
Webpages Use NCapture to capture web pages as they appear within a browser and import as a PDF.		✓	✓	✓

FEATURES	NVivo 11 per Windows STARTER	NVivo 11 per Windows PRO	NVivo 11 per Windows PLUS	NVivo per MAC
<p>Social Media</p> <p>Import comments from Twitter, Facebook and YouTube. Import videos from YouTube to view and explore.</p>		✓	✓	Twitter, Facebook
<p>2. Data Interoperability</p>				
<p>Qualitative Analysis Software</p> <p>Convert and work with projects created in software by QSR, Atlas.ti, MaxQDA and Framework.</p>	✓	✓	✓	Use NVivo 11 for Windows to convert projects to NVivo for Mac format.
<p>Reference Management Software</p> <p>Import bibliographical data, notes and article attachments from reference management software: EndNote, Mendeley, RefWorks, Zotero.</p>	✓	✓	✓	
<p>Statistical Analysis Software</p> <p>Import and export delimited text files and spreadsheets to and from applications like Microsoft Excel, Microsoft Access and IBM SPSS Stats.</p>	✓	✓	✓	✓
<p>Note-taking Software</p> <p>Export notes directly from Evernote and OneNote and bring them into NVivo with the same structure set up in your note-take software. Collect notes on-the-go using Evernote on devices like tablets and phones, and then easily import data directly into NVivo via API</p>	✓	✓	✓	










FEATURES	NVivo 11 per Windows STARTER	NVivo 11 per Windows PRO	NVivo 11 per Windows PLUS	NVivo per MAC
Online Survey Software Import survey responses and demographic data directly from SurveyMonkey. Supports SurveyMonkey API and Generic Survey Formats		✓	✓	Generic Survey Formats
Generic Formats Collect, import and export data from web browsers, Microsoft Office, Microsoft Excel and text files in HTML, XML, XLS, XLSX and TXT formats.	✓	✓	✓	TXT, CSV
Transcription Order transcripts from TranscribeMe and find them automatically synced to your media file in your NVivo project.		✓	✓	
Social Media Collect data from people, organizations and groups published on Twitter, Facebook or Youtube.		✓	✓	Twitter, Facebook
Social Network Analysis Build and analyze links between people or other entities. Visualize the connections between a population and derive further insight through network metrics. Supports PAJEK.			✓	

FEATURES	NVivo 11 per Windows STARTER	NVivo 11 per Windows PRO	NVivo 11 per Windows PLUS	NVivo per MAC
3. Data Management				
Organization Create a paperless filing system allowing you to easily search, sort and access project items using Folders, Search Folders and Sets	Folders, Sets	✓	✓	Folders, Sets
Transcription Import an existing transcript, or create one within NVivo, and link to its corresponding audio or video file.		✓	✓	✓
Reliability Store your project data and material in a single file, making your project completely portable.	✓	✓	✓	✓
Security Enhance security by protecting access to projects with User Profiles, User Passwords, User Permissions and Encoded Storage.	✓	✓	✓	User Profiles, User Passwords, Encoded Storage
Scalability Work with larger amounts of data in a single project (up to 10GB) or remove limits with NVivo for Teams.	✓	✓	✓	512GB Project Files

FEATURES	NVivo 11 per Windows STARTER	NVivo 11 per Windows PRO	NVivo 11 per Windows PLUS	NVivo per MAC
Traceability Keep track of what team members are doing by recording changes to a project with an audit log of user actions.	✓	✓	✓	
Recoverability Explore your data with confidence knowing you can retrace your steps with multi-level undo and automatic back up and recovery of your data. Includes multiple levels of Undo, Project Repair, Project Restore, Automatic Backup (with NVivo for Teams).	✓	✓	✓	Multiple levels of Undo for selected features
4. Data Analysis				
Coding Categorize and classify data by theme or topic and analyze how items are connected using In-Vivo Coding, Thematic Hierarchical Coding and Relationship Coding.	In-Vivo Coding, Thematic Hierarchical Coding	✓	✓	In-Vivo Coding, Thematic Hierarchical Coding
Case Coding Gather references to People, Places, Organizations and other entities and categorize and classify data to analyze the who, what and where questions.	✓	✓	✓	✓

FEATURES	NVivo 11 per Windows STARTER	NVivo 11 per Windows PRO	NVivo 11 per Windows PLUS	NVivo per MAC
Auto Coding by Structure Automatically categorize structured information like interview responses contained in datasets or documents formatted with paragraph styles.		✓	✓	Automatic Coding of Datasets
Pattern-Based Auto Coding Automatically categorize and classify data based on existing coding patterns.			✓	
Classifications Assign Attributes like demographic data to Cases, or bibliographic data to Sources. Assign colours to Project Items and see them throughout your project in Charts, Models and other visual tools.	Case Classifications with Attributes, Assign Colors to Project Items	✓	✓	Source Classifications with Attributes, Case Classifications with Attributes
Annotations Create editable notes to comment on selected content.	✓	✓	✓	Annotations for Documents and PDFs
Memos Record and store your insights, observations and interpretations and link them to the material you are analyzing using Memos for Project, Sources and Nodes.	✓	✓	✓	✓

FEATURES	NVivo 11 per Windows STARTER	NVivo 11 per Windows PRO	NVivo 11 per Windows PLUS	NVivo per MAC
<p>Links</p> <p>Apply 'see-also' links to note a comparison or to lay a trail of evidence. Use Hyperlinks to link to web pages and files outside of your project.</p>	Hyperlinks	✓	✓	Hyperlinks
<p>Framework Matrices</p> <p>Use Framework Analysis to condense large volumes of data into a table summarizing the topics in your content.</p>		✓	✓	
<p>Social Network Analysis</p> <p>View Case Relationships and Social Media Interactions to explore social networks and answer questions about individuals' roles within a network, or study the network as a whole.</p>			✓	
<p>Automated Insights</p> <p>Use Automated Analysis of Themes and Sentiment to automatically discover emerging themes and sentiment within your data in a matter of minutes.</p>			✓	
FEATURES	NVivo 11 per Windows STARTER	NVivo 11 per Windows PRO	NVivo 11 per Windows PLUS	NVivo per MAC
<p>5. Data Exploration</p>				

<p>Text Search Query</p> <p>Query Words (and Stemmed Words), Phrases, or Concepts with AND, OR, NEAR operators to find an exact word match or words that are similar in meaning.</p>	<p>Querying Words or Phrases</p>			<p>Querying Words or Phrases with AND, OR, NEAR operators</p>
<p>Coding Query</p> <p>Explore and ask questions about your coding to find overlaps and intersections using AND, OR and NEAR operators.</p>	<p>Querying Coding with AND, OR operators</p>			<p>Querying Coding with AND, OR operators</p>
<p>Word Frequency Query</p> <p>See a list of the words that appear most often within your materials by querying frequently occurring words or concepts.</p>	<p>Querying Frequently Occurring Words</p>			<p>Querying Frequently Occurring Words</p>
<p>Matrix Coding Query</p> <p>Compare coded material across nodes, sets or attribute values by querying to Cross Tabulate Coding and/or Attributes.</p>				

FEATURES	NVivo 11 per Windows STARTER	NVivo 11 per Windows PRO	NVivo 11 per Windows PLUS	NVivo per MAC
Find Locate project items by Criteria, Find by Name, Find in Content and group Find results	Finding items by Name, Find in Content	✓	✓	Find in Content
Reports Use pre-defined reports or create your own using a Wizard. Save reports and share with others.		✓	✓	
6. Data Visualization				
Coding Stripes Use colored stripes to view and compare coding or demographic information in your data. View and print Coding Stripes for Nodes, Attributes and Users.	✓	✓	✓	Display Coding Stripes for Nodes
Charts Create and explore Charts including Column, Pie and Bar charts. Range of Customizable Charts for Project Items and their Associations	✓	✓	✓	
Word Clouds A customizable visual representation of Word Frequency Queries that displays the most frequently appearing words in selected materials or nodes.	✓	✓	✓	✓

FEATURES	NVivo 11 per Windows STARTER	NVivo 11 per Windows PRO	NVivo 11 per Windows PLUS	NVivo per MAC
Cluster Analysis Use a range of Cluster Analysis Diagrams such as Dendrograms, Circle Graphs and Cluster Maps to visualize similarities and differences in Sources and Nodes.		✓	✓	
Word Trees See the most frequently appearing words in selected materials and nodes, and explore the context surrounding the words.	✓	✓	✓	✓
Tree Maps Visualize hierarchical patterns and prominent themes in your data.		✓	✓	
Geovisualization Map where your social media contributors are located, based on information provided in their user profiles.		✓	✓	
Explore Diagrams Visually explore project data through a dynamic diagram that shows connections between a central project item and its related project content. Step through the project items to reveal further connections.	✓	✓	✓	

FEATURES	NVivo 11 per Windows STARTER	NVivo 11 per Windows PRO	NVivo 11 per Windows PLUS	NVivo per MAC
<p>Comparison Diagrams</p> <p>Visually compare two Sources, Nodes or Cases to see what they have in common and where they differ.</p>		✓	✓	
<p>Project Map</p> <p>Explore and visually analyze the connections in your Project Items.</p>		✓	✓	
<p>Concept Map</p> <p>Freeform diagramming tool to represent concepts, ideas, and theories relating to your research project. Map out ideas, findings or theories and present them for sharing with others.</p>		✓	✓	
<p>Mind Map</p> <p>Brainstorm your ideas and visualize your thoughts. Quickly develop a project structure at the beginning of your project.</p>		✓	✓	
<p>Egocentric Sociograms</p> <p>Visualize how a particular central Case is connected to other Cases, and how those Cases are connected to each other.</p>			✓	

FEATURES	NVivo 11 per Windows STARTER	NVivo 11 per Windows PRO	NVivo 11 per Windows PLUS	NVivo per MAC
Network Sociogram Visualize the connections, or lack of connections, between a group of Cases.			✓	
Social Media Sociograms Visualize Twitter datasets to see the network of Twitter users, and how they are connected by retweets and mentions.			✓	
Spelling Dictionary Check spelling as you edit new and existing sources in NVivo in Chinese, English (US, UK), French, German, Japanese, Portuguese and Spanish.	✓	✓	✓	
Data Language Work with data in virtually any language including character based languages such as Japanese and Mandarin	✓	✓	✓	✓
Query Dictionary Language Run Text Search and Word Frequency Queries in 7 languages: Chinese, English (US, UK), French, German, Japanese, Portuguese and Spanish	✓	✓	✓	✓
User Interface Language Work with an English User Interface	✓	✓	✓	✓

FEATURES	NVivo 11 per Windows STARTER	NVivo 11 per Windows PRO	NVivo 11 per Windows PLUS	NVivo per MAC
7. Teamwork Support				
Merge Projects Merge separate projects in to one project file.		✓	✓	
Multi-User Projects Allow team members to work in the same project at the same time and view each others changes immediatly with NVivo for Teams.	✓	✓	✓	
Coding Comparison View coding of different users and compare to discover the degree of agreement for coding between users.		✓	✓	
8. User Assistance				
Getting Started Guide Get up and running fast with an introductory guide to learning fundamental tasks.	✓	✓	✓	✓
Online Help Online Help that provides step-by-step instructions for working with every feature of NVivo.	✓	✓	✓	✓

FEATURES	NVivo 11 per Windows STARTER	NVivo 11 per Windows PRO	NVivo 11 per Windows PLUS	NVivo per MAC
Online Tutorials Step-by-step animated online video tutorials that demonstrate how to use NVivo.	✓	✓	✓	✓
Sample Project Provides a 'real-life' sample project that can be used as an example to explore how to organize data, and experiment with queries, visualizations and other analysis tools.	✓	✓	✓	✓
System Administrator Help In-depth technical resources for System Administrators.	✓	✓	✓	✓
Community Resources Learn and communicate with peers and our Customer Support team in online social communities: User Forum, Facebook, LinkedIn User Group, Twitter, YouTube, Blog	✓	✓	✓	✓
Update Notifications Receive automatic notifications when new updates are available to download and install	✓	✓	✓	✓